















Gaskets

Limitations for gasket by pressure and flange design

(aspect of covering)

The limits for the gaskets are organized in the EN 1514. Soft-Sheet-Gaskets are standardized for full- or raised-face flanges to 63 bar and in flanges with tongue and groove to 40 bar. The covered gasket is standardized for lower pressure, this is hard to understand. It seems to be better to follow the regulations of the old DIN-Standard. Grooved gaskets which cover soft-material in raised-face-flanges are allowed to be used up to 400 bar. The way of covering the soft-material should be the indicator for the maximum pressure. The following table gives an overview:

Use according to the maximum pressure	flat face or raised face		male and female	tongue and groove	
	A o. B (A, B, C, D o. E)			E u. F (V u. R)	C u. D (F u. N)
Flange design according EN 1092 (DIN 2526)	DIN 2690	EN 1514-1-7	recommendation		
Rubber-Flat-Gasket 			6*		
Rubber-Steel-Gasket 			10		
Compressed-Fibre-Gasket 	40	63	25**	100	160
PTFE-Flat-Gasket 	40	63	25**	100	160
Graphite-Flat-Gasket 	40	63	25**	100	160
Gasket with Inner-Eyelet 	40	63	40	100	160
2-Material-Gasket with Back-Up-Ring of compressed Fibre 			40	100	160
Flat-Gasket with PTFE-Cover 		63	40		
2-Material-Gasket with Steel Back-Up-Ring 			100***	160***	160
Metal-Covered- Gasket 		100	160***	160***	160
Corrugated Gasket 		100	160***	160***	160
Spiral-Wound-Gasket 		100	160***	160***	160
Rubber-Steel-Gasket with Back-Up-Ring 			160***	160***	160
Grooved Gasket 		400	400	400	400

* maximum DN 500

** 25 bar max. according TRBS 2141-3

*** Assessment according to the above information

